
















# ATTENTION ON ADHD: THE VALUE OF IMPROVING CARE FOR PEOPLE WITH ADHD SNAPSHOT



## Canada

### Overview of the ADHD Landscape in Canada

 COUNTRY CONTEXT	 DISEASE BURDEN/EPIDEMIOLOGY	 ADHD RESEARCH		
<b>Population</b> <span style="float: right;"><b>38,465,604<sup>1</sup></b></span>	<b>ADHD prevalence rate for adults (18-65)</b> <span style="float: right;"><b>2.5%<sup>5</sup></b></span> <span style="float: right;"><b>(577,220 patients)<sup>6</sup> **</b></span>	<b>Number of clinical trials (from 01.08.12 to 01.08.22)</b> <span style="float: right;"><b>6<sup>7</sup></b></span>		
<b>Current health expenditure (% of GDP)</b> <span style="float: right;"><b>10.84%<sup>2</sup></b></span>	<th data-bbox="779 695 1460 770">  REGISTRIES         </th> <td data-bbox="1496 671 2179 951"> <th data-bbox="1496 695 2179 770">  PATIENT ORGANISATIONS         </th> </td>	 REGISTRIES	<th data-bbox="1496 695 2179 770">  PATIENT ORGANISATIONS         </th>	 PATIENT ORGANISATIONS
<b>Domestic general government health expenditure (% of GDP)</b> <span style="float: right;"><b>18.58<sup>3</sup></b></span>	<b>Is there a ADHD registry in the country?</b> <span style="float: right;"><input type="checkbox"/> NO</span>	<b>ADHD Canada</b> <b>CADDRA</b> <b>CADDAC</b>		
<b>Out-of-pocket expenditure (%)</b> <span style="float: right;"><b>14.91<sup>4</sup></b></span>	<th data-bbox="779 983 1460 1058">  REFERENCE CENTRES         </th> <td data-bbox="1496 959 2179 1227"> <th data-bbox="1496 983 2179 1058">  NATIONAL GUIDELINES         </th> </td>	 REFERENCE CENTRES	<th data-bbox="1496 983 2179 1058">  NATIONAL GUIDELINES         </th>	 NATIONAL GUIDELINES
	<b>Number of reference centres / centres of excellence</b> <span style="float: right;"><input type="button" value="NO INFO"/></span>	<b><a href="#">CADDRA guidelines</a></b> <span style="float: right;"><input checked="" type="checkbox"/> YES</span>		

<sup>1</sup> World Population in Review. Canada Population (estimate on 31 August) Available at: <https://worldpopulationreview.com/countries/canada-population> Last accessed October 2022.  
<sup>2</sup> The World Bank. Current Health expenditure (% of GDP) - Canada. Available at: <https://data.worldbank.org/indicator/SH.XPD.CHEX.GD.ZS?locations=CA> Last accessed October 2022.  
<sup>3</sup> The World Bank. Domestic general government health expenditure (% of GDP) - Canada. Available at: <https://data.worldbank.org/indicator/SH.XPD.CHEX.GD.ZS?locations=CA> Last accessed October 2022.  
<sup>4</sup> The World Bank. Out-of-pocket expenditure (% of current health expenditure) - Canada. Available at: <https://data.worldbank.org/indicator/SH.XPD.OOPC.CH.ZS?locations=CA> Last accessed October 2022.  
<sup>5</sup> Faraone S V., Banaschewski T, Coghill D, Zheng Y, Biederman J, Bellgrove MA, et al. The World Federation of ADHD International Consensus Statement: 208 Evidence-based conclusions about the disorder. *Neurosci Biobehav Rev.* 2021 Sep 1;128:789-818.  
<sup>6</sup> Takeda provided regional-level statistics on the adult population (18-65)  
<sup>7</sup> Government of Canada Clinical Trials Database. Last accessed November 2022. Available at: <https://health-products.canada.ca/ctdb-bdec/index-eng.jsp>

\*Treating to 70% of the estimated prevalence of patients means increasing rates of diagnosis meaning that the percentage of patients increases by 30% from 40-70 leading to a higher number of patients being treated in the health system).  
 \*\*Adult patient population is calculated by multiplying the ADHD prevalence rate from Faraone et al, 2021 by the country's 18-65 population data (see endnotes).