














# ATTENTION ON ADHD: THE VALUE OF IMPROVING CARE FOR PEOPLE WITH ADHD SNAPSHOT



## Finland

### Overview of the ADHD Landscape in Finland

 COUNTRY CONTEXT	 DISEASE BURDEN/EPIDEMIOLOGY	 ADHD RESEARCH		
<p>Population <b>5,540,75<sup>1</sup></b></p>	<p>ADHD prevalence rate for adults (18-65) <b>2.5%<sup>5</sup></b> (84,179 patients)<sup>6 **</sup></p>	<p>Number of clinical trials (from 01.08.12 to 01.08.22) <b>0<sup>7</sup></b></p>		
<p>Current health expenditure (% of GDP) <b>9.15%<sup>2</sup></b></p>	<th data-bbox="779 660 1460 735">  REGISTRIES           </th> <p data-bbox="779 788 1460 826">Is there a ADHD registry in the country? <b>YES</b> <input checked="" type="checkbox"/></p> <p data-bbox="779 852 1460 879"><a href="#">Finnish Institute for Health and Welfare</a></p> <p data-bbox="779 906 1460 933"><a href="#">FINDATA</a></p>	 REGISTRIES	<th data-bbox="1496 660 2179 735">  PATIENT ORGANISATIONS           </th> <p data-bbox="1496 820 2179 847">ADHD-LIITTO RY</p>	 PATIENT ORGANISATIONS
<p>Domestic general government health expenditure (% of GDP) <b>7.34<sup>3</sup></b></p>	<th data-bbox="779 1016 1460 1091">  REFERENCE CENTRES           </th> <p data-bbox="779 1128 1460 1187">Number of reference centres / centres of excellence <b>NO</b> <input type="checkbox"/></p>	 REFERENCE CENTRES	<th data-bbox="1496 963 2179 1038">  NATIONAL GUIDELINES           </th> <p data-bbox="1496 1091 2179 1128">National guideline? <b>YES</b> <input checked="" type="checkbox"/></p> <p data-bbox="1496 1155 2179 1182"><a href="#">Käypä Hoito ADHD</a></p>	 NATIONAL GUIDELINES
<p>Out-of-pocket expenditure (%) <b>17.45<sup>4</sup></b></p>				

<sup>1</sup> World Population in Review. Finland Population (estimate on 1st July). Available at: <https://worldpopulationreview.com/countries/finland-population> Last accessed October 2022.

<sup>2</sup> The World Bank. Current Health expenditure (% of GDP) - Finland. Available at: <https://data.worldbank.org/indicator/SH.XPD.CHEX.GD.ZS?locations=FI> Last accessed October 2022.

<sup>3</sup> The World Bank. Domestic general government health expenditure (% of GDP) - Finland. Available at: <https://data.worldbank.org/indicator/SH.XPD.GHED.GD.ZS?locations=FI> Last accessed October 2022.

<sup>4</sup> The World Bank. Out-of-pocket expenditure (% of current health expenditure) - Finland. Available at: <https://data.worldbank.org/indicator/SH.XPD.OOPC.CH.ZS?locations=FI> Last accessed October 2022.

<sup>5</sup> Faraone S V., Banaschewski T., Coghill D., Zheng Y., Biederman J., Bellgrove MA, et al. The World Federation of ADHD International Consensus Statement: 208 Evidence-based conclusions about the disorder. *Neurosci Biobehav Rev.* 2021 Sep 1;128:789-818.

<sup>6</sup> Statistics Finland. Population by Year, Sex, Age and Information. [Internet]. [cited 2022 Jul 8]. Available at: [https://statfin.stat.fi/PxWeb/pxweb/en/StatFin/StatFin\\_vaerak/statfin\\_vaerak\\_pxt\\_11rc.px/](https://statfin.stat.fi/PxWeb/pxweb/en/StatFin/StatFin_vaerak/statfin_vaerak_pxt_11rc.px/)

<sup>7</sup> EU Clinical Trials Register. Last accessed November 2022. Available at: <https://www.clinicaltrialsregister.eu/>

\*Treating to 70% of the estimated prevalence of patients means increasing rates of diagnosis meaning that the percentage of patients increases by 30% from 40-70 leading to a higher number of patients being treated in the health system).

\*\*Adult patient population is calculated by multiplying the ADHD prevalence rate from Faraone et al, 2021 by the country's 18-65 population data (see endnotes).