








ATTENTION ON ADHD: THE VALUE OF IMPROVING CARE FOR PEOPLE WITH ADHD SNAPSHOT



Germany

Overview of the ADHD Landscape in Germany

 COUNTRY CONTEXT	 DISEASE BURDEN/EPIDEMIOLOGY	 ADHD RESEARCH
Population 83,365,937¹	ADHD prevalence rate for adults (18-65) 2.5%⁵ (1,286,257 patients)^{6 **}	Number of clinical trials (from 01.08.12 to 01.08.22) 14⁷
Current health expenditure (% of GDP) 11.70%²	REGISTRIES Is there a ADHD registry in the country? <input checked="" type="checkbox"/> NO	EUROPEAN ORGANISATION  ADHD Europe 
Domestic general government health expenditure (% of GDP) 9.09³	REFERENCE CENTRES Number of reference centres / centres of excellence <input type="button" value="NO INFO"/>	NATIONAL ORGANISATION JUVEMUS ADHS-Deutschland
Out-of-pocket expenditure (%) 12.82⁴		NATIONAL GUIDELINES German guidelines <input checked="" type="checkbox"/> YES

¹ World Population in Review. Germany Population (estimate on 31 August) Available at: <https://worldpopulationreview.com/countries/germany-population> Last accessed October 2022.

² The World Bank. Current Health expenditure (% of GDP) - Germany. Available at: <https://data.worldbank.org/indicator/SH.XPD.CHEX.GD.ZS?locations=DE> Last accessed October 2022.

³ The World Bank. Domestic general government health expenditure (% of GDP) - Germany. Available at: <https://data.worldbank.org/indicator/SH.XPD.CHEX.GD.ZS?locations=DE> Last accessed October 2022.

⁴ The World Bank. Out-of-pocket expenditure (% of current health expenditure) - Germany. Available at: <https://data.worldbank.org/indicator/SH.XPD.OOPC.CH.ZS?locations=DE> Last accessed October 2022.

⁵ Faraone S V., Banaschewski T, Coghill D, Zheng Y, Biederman J, Bellgrove MA, et al. The World Federation of ADHD International Consensus Statement: 208 Evidence-based conclusions about the disorder. *Neurosci Biobehav Rev.* 2021 Sep 1;128:789-818.

⁶ Population by age groups (from 2011) - German Federal Statistical Office [Internet]. [cited 2022 Jun 16]. Available from: <https://www.destatis.de/EN/Themes/Society-Environment/Population/Current-Population/Tables/liste-agegroups.html>

⁷ EU Clinical Trials Register. Last accessed November 2022. Available at: <https://www.clinicaltrialsregister.eu/>

*Treating to 70% of the estimated prevalence of patients means increasing rates of diagnosis meaning that the percentage of patients increases by 30% from 40-70 leading to a higher number of patients being treated in the health system).

**Adult patient population is calculated by multiplying the ADHD prevalence rate from Faraone et al, 2021 by the country's 18-65 population data (see endnotes).