

















# ATTENTION ON ADHD: THE VALUE OF IMPROVING CARE FOR PEOPLE WITH ADHD SNAPSHOT



## Netherlands

### Overview of the ADHD Landscape in Netherlands

 COUNTRY CONTEXT	 DISEASE BURDEN/EPIDEMIOLOGY	 ADHD RESEARCH		
<p>Population <b>17,565,754<sup>1</sup></b></p>	<p>ADHD prevalence rate for adults (18-65) <b>2.5%<sup>5</sup></b> (271,610 patients)<sup>6 **</sup></p>	<p>Number of clinical trials (from 01.08.12 to 01.08.22) <b>21<sup>7</sup></b></p>		
<p>Current health expenditure (% of GDP) <b>10.13%<sup>2</sup></b></p>	<th data-bbox="779 695 1460 770">  REGISTRIES           </th> <p data-bbox="779 783 1460 949">Is there a ADHD registry in the country? <input type="checkbox"/> <b>NO</b></p>	 REGISTRIES	<th data-bbox="1496 620 2179 695">  EUROPEAN ORGANISATION           </th> <p data-bbox="1496 708 2179 871"> <a href="#">ADHD Europe</a>  <b>ADHD EUROPE</b> CREATING AWARENESS OF AD/HD           </p>	 EUROPEAN ORGANISATION
<p>Domestic general government health expenditure (% of GDP) <b>6.68<sup>3</sup></b></p>	<th data-bbox="779 971 1460 1046">  REFERENCE CENTRES           </th> <p data-bbox="779 1059 1460 1230">Number of reference centres / centres of excellence <input type="button" value="NO INFO"/></p>	 REFERENCE CENTRES	<th data-bbox="1496 900 2179 975">  NATIONAL ORGANISATION           </th> <p data-bbox="1496 987 2179 1077">Impuls en Woortblind</p>	 NATIONAL ORGANISATION
<p>Out-of-pocket expenditure (%) <b>10.58<sup>4</sup></b></p>		<th data-bbox="1496 1083 2179 1158">  NATIONAL GUIDELINES           </th> <p data-bbox="1496 1171 2179 1227">National guideline? <input type="checkbox"/> <b>NO</b></p>	 NATIONAL GUIDELINES	

<sup>1</sup> World Population in Review. Netherlands Population (estimate on 31 August) Available at: <https://worldpopulationreview.com/countries/netherlands-population> Last accessed October 2022.

<sup>2</sup> The World Bank. Current Health expenditure (% of GDP) - Netherlands. Available at: <https://data.worldbank.org/indicator/SH.XPD.CHEX.GD.ZS?locations=NL> Last accessed October 2022.

<sup>3</sup> The World Bank. Domestic general government health expenditure (% of GDP) - Netherlands. Available at: <https://data.worldbank.org/indicator/SH.XPD.GHED.GD.ZS?locations=NL> Last accessed October 2022.

<sup>4</sup> The World Bank. Out-of-pocket expenditure (% of current health expenditure) - Netherlands. Available at: <https://data.worldbank.org/indicator/SH.XPD.OOPC.CH.ZS?locations=NL> Last accessed October 2022.

<sup>5</sup> Faraone S V., Banaschewski T, Coghill D, Zheng Y, Biederman J, Bellgrove MA, et al. The World Federation of ADHD International Consensus Statement: 208 Evidence-based conclusions about the disorder. *Neurosci Biobehav Rev.* 2021 Sep 1;128:789-818.

<sup>6</sup> Population counter [Internet]. [cited 2022 Jul 22]. Available from: <https://www.cbs.nl/en-gb/visualisations/dashboard-population/population-counter>

<sup>7</sup> EU Clinical Trials Register. Last accessed November 2022. Available at: <https://www.clinicaltrialsregister.eu/>

\*Treating to 70% of the estimated prevalence of patients means increasing rates of diagnosis meaning that the percentage of patients increases by 30% from 40-70 leading to a higher number of patients being treated in the health system).

\*\*Adult patient population is calculated by multiplying the ADHD prevalence rate from Faraone et al, 2021 by the country's 18-65 population data (see endnotes).