









ATTENTION ON ADHD: THE VALUE OF IMPROVING CARE FOR PEOPLE WITH ADHD SNAPSHOT



United Kingdom

Overview of the ADHD Landscape in United Kingdom

 COUNTRY CONTEXT	 DISEASE BURDEN/EPIDEMIOLOGY	 ADHD RESEARCH
Population 67,516,496¹	ADHD prevalence rate for adults (18-65) 2.5%⁵ (1,025,602 patients)⁶ **	Number of clinical trials (from 01.08.12 to 01.08.22) 12⁷
Current health expenditure (% of GDP) 10.15%²	<div data-bbox="775 694 1458 772">  REGISTRIES </div> Is there a ADHD registry in the country? NO INFO	<div data-bbox="1487 694 2184 772">  NATIONAL GUIDELINES </div> NICE guidelines YES <input checked="" type="checkbox"/>
Domestic general government health expenditure (% of GDP) 8.07³	<div data-bbox="775 970 1458 1048">  REFERENCE CENTRES </div> Number of reference centres / centres of excellence NO INFO	
Out-of-pocket expenditure (%) 17.07⁴		

¹ World Population in Review. United Kingdom Population (estimate on 31 August) Available at: <https://worldpopulationreview.com/countries/united-kingdom-population> Last accessed October 2022.

² The World Bank. Current Health expenditure (% of GDP) - United Kingdom. Available at: <https://data.worldbank.org/indicator/SH.XPD.CHEX.GD.ZS?locations=GB> Last accessed October 2022.

³ The World Bank. Domestic general government health expenditure (% of GDP) - United Kingdom. Available at: <https://data.worldbank.org/indicator/SH.XPD.GHED.GD.ZS?locations=GB> Last accessed October 2022.

⁴ The World Bank. Out-of-pocket expenditure (% of current health expenditure) - United Kingdom. Available at: <https://data.worldbank.org/indicator/SH.XPD.OOPC.CH.ZS?locations=GB> Last accessed October 2022.

⁵ Faraone S V., Banaschewski T, Coghill D, Zheng Y, Biederman J, Bellgrove MA, et al. The World Federation of ADHD International Consensus Statement: 208 Evidence-based conclusions about the disorder. *Neurosci Biobehav Rev.* 2021 Sep 1;128:789-818.

⁶ Population data - ONS Mid-2020 Population Estimates for 2021 Clinical Commissioning Groups in England by Single Year of Age and Sex, Persons - National Statistics - Last Accessed 23/02/2022

⁷ EU Clinical Trials Register. Last accessed November 2022. Available at: <https://www.clinicaltrialsregister.eu/>

*Treating to 70% of the estimated prevalence of patients means increasing rates of diagnosis meaning that the percentage of patients increases by 30% from 40-70 leading to a higher number of patients being treated in the health system).

**Adult patient population is calculated by multiplying the ADHD prevalence rate from Faraone et al, 2021 by the country's 18-65 population data (see endnotes).